

PSTricks

News - 2013

new macros and bugfixes for the basic package pstricks

December 27, 2013

2013

Package author(s):
Herbert Voß

Contents

I. pstricks – package	3
1. pstricks.sty	3
1.1. RGB to gray	3
1.2. CMYK to gray	3
2. pstricks.tex (2.49c- 2013/12/27)	3
2.1. labelsep	3
2.2. Customization	3
2.3. Coordinates	4
2.4. Fillstyle dots	5
2.5. New macro \psRing	5
2.6. New macros \pssetMonochrome, \pssetGrayscale, and \psresetColor .	5
3. The PostScript header files	6
3.1. pstricks.pro	6
II. Other packages	7
4. pst-node – version 1.31 2013/10/22	7
References	8

Part I.

pstricks – package

1. pstricks.sty

There are new optional arguments `monochrome` and `grayscale` to convert *all* RGB and CMYK colors into black and white or grayscale. The equations are:

1.1. RGB to gray

$$\text{gray} = 0.07\text{red} + 0.71\text{green} + 0.21\text{blue}$$

1.2. CMYK to gray

$$\begin{aligned} c &= c(1 - k) + k \\ m &= m(1 - k) + k \\ y &= y(1 - k) + k \\ r, g, b &= (1 - c), (1 - m), (1 - y) \\ \text{gray} &= 0.299r + 0.587g + 0.114b \end{aligned}$$

This change will be global and effects also all other color setting! See section [2.6 on page 5](#) for a local change of the color output.

2. pstricks.tex (2.49c– 2013/12/27)

There is a new optional argument `pgffunctions` for the environment `pspicture`. With this option one can force the loading of the special pgf PostScript function which in some cases are missing, when using the package `auto-pst-pdf` and another package which uses pgf macros.

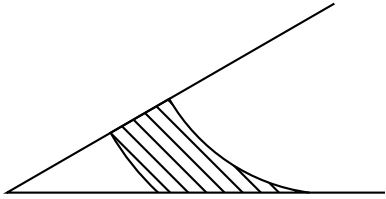
```
\begin{pspicture}[pgffunctions,...](...)(...)
```

2.1. labelsep

The `labelsep` is the first – optional – argument of `\uput`. It is now possible to use the PostScript notation for this *length*, eg `{! 45 sin 3 mul}`. Then the unit which is active when `\uput` is active is used. With a unit the PS notation ist not allowed and leads to an error!

2.2. Customization

`\pscustom` now knows the PostScript function `\reversepath`:



```

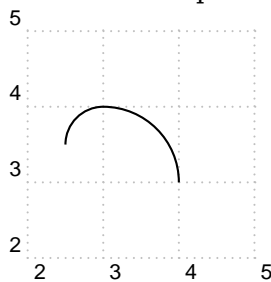
1 \begin{pspicture}(5,3)
2   \node(5;30){A}
3   \psline(A)(0,0)(5;0)
4   \pscustom[fillstyle=vlines]{%
5     \psarcAB(A)(0,0)(2,0)
6     \reversepath
7     \psarcAB(A)(0,0)(4,0)}
8 \end{pspicture}

```

2.3. Coordinates

Postscript mode

A preceding ! in coordinates will interpret the following expressing in Postfix notation. The expression is automatically translated from user into screen coordinates. With a double !! this can be omitted and the Postscript expression will not be translated. This is useful in some special cases:



```

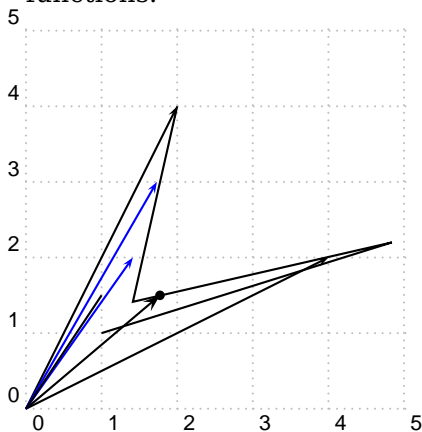
1 \begin{pspicture}[showgrid](2,2)(5,5)
2   \pscustom{
3     \psarc(3,3){1}{0}{90}
4     \rmoveto(.5;-90)
5     \psarc[liftpen=2](!!CP){.5}{90}{180}}
6 \end{pspicture}

```

CP is the internal abbreviation for the Postscript function currentpoint.

Algebraic mode

Additionally to the special pair of coordinates ($*x f(x)$) where x must be a value in PostScript notation and $f(x)$ in algebraic notation, there is now a ($**\{f(y), y\}$) which is vice versa, $f(y)$ in algebraic and y in PostScript notation. And there is also a ($+{x}, \{f(x)\}$), where both expressions must be in algebraic notation and $\{x\}$ must expand to a value or an expression which uses known system or user defined PostScript functions.



```


1 \def\f(#1){#1^2} \def\y{2}
2 \begin{pspicture}[showgrid](5,5)
3   \node(+{sqrt(Pi)},1.5*(sin(x)^2+cos(x)^2)){A}
4   \psdot(A) \psline[arrowscale=1.5]{->}(A)
5   \psline{->}(*2 {x^2}) \psline{->}(**{y^2} 2)
6   \psline(1,1)(**{\f(y)} 2.2)(2;45)(*2 {\f(x)})
7   \psline[linecolor=blue]{->}(+{sqrt(2)},\f(x))
8   \psline[linecolor=blue]{->}(+{sqrt(3)},{\f(x)})
9   \psline(+1,x+0.5)
10 \end{pspicture}

```

Important: If the expression contains itself a parenthesis like) then the argument must be inside braces; otherwise T_EX will take the first closing parenthesis as closing delimiter for the complete coordinate argument (. . .) which then gives an error.

2.4. Fillstyle dots

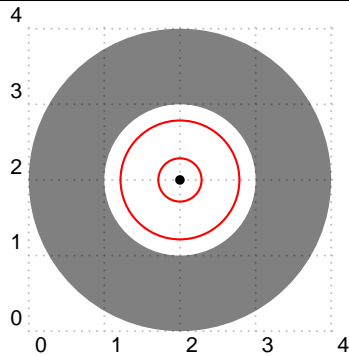
A fix for the fill style dots to make it work again:



```
1 \pspicture(4,3)
2 \psframe[fillstyle=dots](4,3)
3 \endpspicture
```

2.5. New macro \psRing

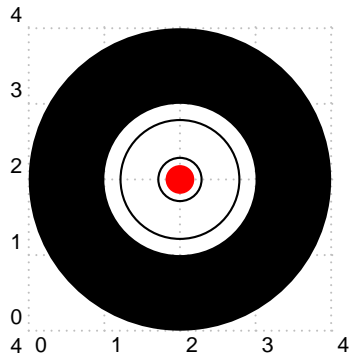
```
\psRing * [Options] (x,y){Inner Radius}{Outer Radius}
```



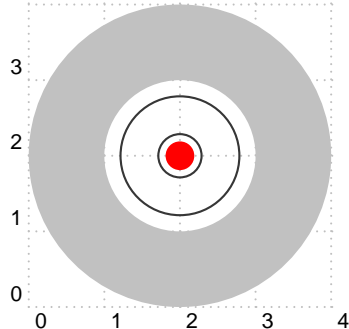
```
1 \begin{pspicture}[showgrid](4,4)
2   \psRing[linecolor=red](2,2){0.3}{0.8}
3   \psRing*[opacity=0.5](2,2){1}{2}
4   \psdot(2,2)
5 \end{pspicture}
```

2.6. New macros \pssetMonochrome, \pssetGrayscale, and \psresetColor

```
\pssetMonochrome
\pssetGrayscale
\psresetColor
```



```
1 \begin{pspicture}[showgrid](4,4)
2   \pssetMonochrome%
3   \psRing[linecolor=red](2,2){0.3}{0.8}
4   \psRing*[linecolor=red!30](2,2){1}{2}
5   \psresetColor%
6   \psdot[linecolor=red,dotscale=3](2,2)
7 \end{pspicture}
```



```
1 \begin{pspicture}[showgrid](4,4)
2   \pssetGrayscale%
3   \psRing[linecolor=red](2,2){0.3}{0.8}
4   \psRing*[linecolor=red!30](2,2){1}{2}
5   \psresetColor%
6   \psdot[linecolor=red,dotscale=3](2,2)
7 \end{pspicture}
```

3. The PostScript header files

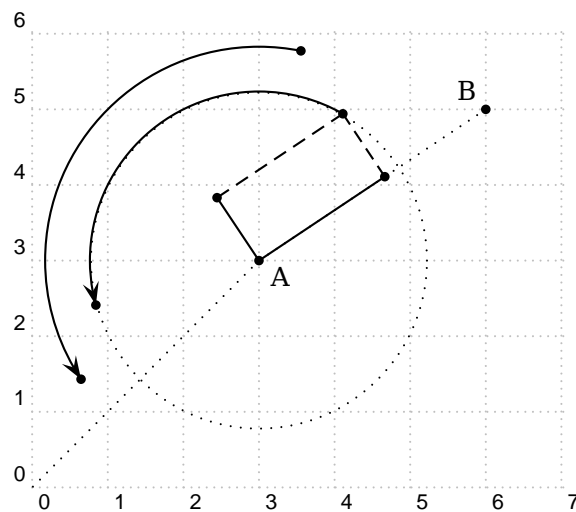
3.1. pstricks.pro

Part II.

Other packages

4. pst-node – version 1.31 | 2013/10/22

- 1.29 2013-07-13 - fix bug with missing angle in special node coordinates
 - fix for fnpnodes (argument must be in {})
 - fix typo in the documentation
- 1.28 2013-07-10 - added \pnodes (plural) for multiple node definition
- 1.27 2013-04-12 - added macro \Lcs{Cnodeput} which takes radius=... into account
- 1.26 2013-04-09 - added macros \Lcs{psncurve} and \Lcs{psnccurve} for a sequence of nodes created by \Lcs{curvepnodes}
- 1.25 2012-09-21 - Global node coordinates only with saveNodeCoords



```

1 \begin{pspicture}[showgrid](0,-0.5)(7,6)
2   \pnode(3,3){A}\psdot(A)\uput[-35](A){A}
3   \pnode(6,5){B}\psdot(B)\uput[135](B){B}
4   \psline[linestyle=dotted](A)\psline[linestyle=dotted](A)(B)
5   \pscircle[linestyle=dotted](A){!5 sqrt}
6   \pnode([nodesep=2]{B}A){P0}\psdot(P0)
7   \pnode([offset=1]{B}A){P1}\psdot(P1)
8   \pnode([nodesep=2,offset=1]{B}A){P}\psdot(P)
9   \psline(A)([nodesep=2]{B}A) \psline[linestyle=dashed](P0)(P)
10  \psline(A)([offset=1]{B}A) \psline[linestyle=dashed](P1)(P)
11  \pnode([nodesep=2,offset=1,angle=135]{B}A){Q}\psdot(Q)
12  \psarc[origin={A},arrowscale=2]{->}(A){!5 sqrt}{{(P)}{(Q)}}
13  %
14  \pnode([nodesep=2,offset=2]{B}A){P}\psdot(P)
15  \pnode([nodesep=2,offset=2,angle=135]{B}A){Q}\psdot(Q)
16  \psarc[origin={A},arrowscale=2]{->}(A){!8 sqrt}{{(P)}{(Q)}}
17 \end{pspicture}

```

References

- [1] Michel Goossens, Frank Mittelbach, Sebastian Rahtz, Denis Roegel, and Herbert Voß. *The L^AT_EX Graphics Companion*. Addison-Wesley Publishing Company, Reading, Mass., 2007.
- [2] Laura E. Jackson and Herbert Voß. Die Plot-Funktionen von pst-plot. *Die T_EXnische Komödie*, 2/02:27–34, June 2002.
- [3] Nikolai G. Kollock. *PostScript richtig eingesetzt: vom Konzept zum praktischen Einsatz*. IWT, Vaterstetten, 1989.
- [4] Herbert Voß. Die mathematischen Funktionen von Postscript. *Die T_EXnische Komödie*, 1/02:40–47, March 2002.
- [5] Herbert Voss. *PSTricks Support for pdf*. <http://PSTricks.tug.org/main.cgi?file=pdf/pdfoutput>, 2002.
- [6] Herbert Voß. *L^AT_EX Referenz*. DANTE – lehmanns media, Heidelberg/Hamburg, 2. edition, 2010.
- [7] Herbert Voß. *PSTricks – Grafik für T_EX und L^AT_EX*. DANTE – Lehmanns Media, Heidelberg/Hamburg, 6. edition, 2010.
- [8] Herbert Voß. *L^AT_EX Quick Reference*. UIT, Cambridge/UK, 1. edition, 2011.
- [9] Herbert Voß. *PSTricks – Graphics for L^AT_EX*. UIT, Cambridge/UK, 1. edition, 2011.
- [10] Michael Wiedmann and Peter Karp. *References for T_EX and Friends*. <http://www.miwie.org/tex-refs/>, 2003.

Index

auto-pst-pdf, 3

dots, 5

Environment

 pspicture, 3

grayscale, 3

Keyvalue

 dots, 5

Keyword

 grayscale, 3

 labelsep, 3

 monochrome, 3

 pgffunctions, 3

labelsep, 3

Macro

 \pscustom, 3

 \psresetColor, 5

 \psRing*, 5

 \pssetGrayscale, 5

 \pssetMonochrome, 5

 \reversepath, 3

 \uput, 3

monochrome, 3

Package

 auto-pst-pdf, 3

pgffunctions, 3

\pscustom, 3

pspicture, 3

\psresetColor, 5

\psRing*, 5

\pssetGrayscale, 5

\pssetMonochrome, 5

\reversepath, 3

\uput, 3