

Internet Engineering Task Force (IETF)  
Request for Comments: 7334  
Category: Experimental  
ISSN: 2070-1721

Q. Zhao  
D. Dhody  
Huawei Technology  
D. King  
Old Dog Consulting  
Z. Ali  
Cisco Systems  
R. Casellas  
CTTC  
August 2014

PCE-Based Computation Procedure to Compute  
Shortest Constrained Point-to-Multipoint (P2MP) Inter-Domain  
Traffic Engineering Label Switched Paths

Abstract

The ability to compute paths for constrained point-to-multipoint (P2MP) Traffic Engineering Label Switched Paths (TE LSPs) across multiple domains has been identified as a key requirement for the deployment of P2MP services in MPLS- and GMPLS-controlled networks. The Path Computation Element (PCE) has been recognized as an appropriate technology for the determination of inter-domain paths of P2MP TE LSPs.

This document describes an experiment to provide procedures and extensions to the PCE Communication Protocol (PCEP) for the computation of inter-domain paths for P2MP TE LSPs.

Status of This Memo

This document is not an Internet Standards Track specification; it is published for examination, experimental implementation, and evaluation.

This document defines an Experimental Protocol for the Internet community. This document is a product of the Internet Engineering Task Force (IETF). It represents the consensus of the IETF community. It has received public review and has been approved for publication by the Internet Engineering Steering Group (IESG). Not all documents approved by the IESG are a candidate for any level of Internet Standard; see Section 2 of RFC 5741.

Information about the current status of this document, any errata, and how to provide feedback on it may be obtained at <http://www.rfc-editor.org/info/rfc7334>.

## Copyright Notice

Copyright (c) 2014 IETF Trust and the persons identified as the document authors. All rights reserved.

This document is subject to BCP 78 and the IETF Trust's Legal Provisions Relating to IETF Documents (<http://trustee.ietf.org/license-info>) in effect on the date of publication of this document. Please review these documents carefully, as they describe your rights and restrictions with respect to this document. Code Components extracted from this document must include Simplified BSD License text as described in Section 4.e of the Trust Legal Provisions and are provided without warranty as described in the Simplified BSD License.

## Table of Contents

1. Introduction .....	4
1.1. Scope .....	4
1.2. Requirements Language .....	4
2. Terminology .....	5
3. Examination of Existing Mechanisms .....	6
4. Assumptions .....	7
5. Requirements .....	8
6. Objective Functions and Constraints .....	9
7. P2MP Path Computation Procedures .....	10
7.1. General .....	10
7.2. Core-Trees .....	10
7.3. Optimal Core-Tree Computation Procedure .....	13
7.4. Sub-tree Computation Procedures .....	15
7.5. PCEP Protocol Extensions .....	15
7.5.1. Extension of RP Object .....	15
7.5.2. Domain and PCE Sequence .....	16
7.6. Using H-PCE for Scalability .....	16
7.7. Parallelism .....	17
8. Protection .....	17
8.1. End-to-End Protection .....	17
8.2. Domain Protection .....	18
9. Manageability Considerations .....	18
9.1. Control of Function and Policy .....	18
9.2. Information and Data Models .....	18
9.3. Liveness Detection and Monitoring .....	19
9.4. Verifying Correct Operation .....	19
9.5. Requirements on Other Protocols and Functional Components .....	19
9.6. Impact on Network Operation .....	19
9.7. Policy Control .....	20
10. Security Considerations .....	20
11. IANA Considerations .....	21
12. Acknowledgements .....	21
13. References .....	21
13.1. Normative References .....	21
13.2. Informative References .....	22
14. Contributors' Addresses .....	24

## 1. Introduction

Multicast services are increasingly in demand for high-capacity applications such as multicast VPNs, IPTV (which may be on-demand or streamed), and content-rich media distribution (for example, software distribution, financial streaming, or database replication). The ability to compute constrained Traffic Engineering Label Switched Paths (TE LSPs) for point-to-multipoint (P2MP) LSPs in MPLS and GMPLS networks across multiple domains is therefore required.

The applicability of the PCE [RFC4655] for the computation of such paths is discussed in [RFC5671], and the requirements placed on the PCE Communication Protocol (PCEP) for this are given in [RFC5862].

This document details the requirements for inter-domain P2MP path computation and then describes the experimental procedure "core-tree" path computation, developed to address the requirements and objectives for inter-domain P2MP path computation.

When results of implementation and deployment are available, this document will be updated and refined, and it will then be moved from Experimental status to Standards Track.

### 1.1. Scope

The inter-domain P2MP path computation procedures described in this document are experimental. The experiment is intended to enable research for the usage of the PCE to support inter-domain P2MP path computation.

This document is not intended to replace the intra-domain P2MP path computation approach defined by [RFC6006] and will not impact existing PCE procedures and operations.

### 1.2. Requirements Language

The key words "MUST", "MUST NOT", "REQUIRED", "SHALL", "SHALL NOT", "SHOULD", "SHOULD NOT", "RECOMMENDED", "MAY", and "OPTIONAL" in this document are to be interpreted as described in RFC 2119 [RFC2119].

## 2. Terminology

Terminology used in this document is consistent with the related MPLS/GMPLS and PCE documents [RFC4461], [RFC4655], [RFC4875], [RFC5376], [RFC5440], [RFC5441], [RFC5671], and [RFC5862].

Additional terms are defined below:

**Core-Tree:** a P2MP tree where the root is the ingress Label Switching Router (LSR) and the leaf nodes are the entry boundary nodes of the leaf domains.

**Entry BN of domain(n):** a boundary node (BN) connecting domain(n-1) to domain(n) along a determined sequence of domains.

**Exit BN of domain(n):** a BN connecting domain(n) to domain(n+1) along a determined sequence of domains.

**H-PCE:** Hierarchical PCE (as per [RFC6805]).

**Leaf Domain:** a domain with one or more leaf nodes.

**Path Tree:** a set of LSRs and TE links that comprise the path of a P2MP TE LSP from the ingress LSR to all egress LSRs (the leaf nodes).

**Path Domain Sequence:** the known sequence of domains for a path between the root domain and a leaf domain.

**Path Domain Tree:** the tree formed by the domains that the P2MP path crosses, where the source (ingress) domain is the root domain.

**PCE(i):** a PCE that performs path computations for domain(i).

**Root Domain:** the domain that includes the ingress (root) LSR.

**Sub-tree:** a P2MP tree where the root is the selected entry BN of the leaf domain and the leaf nodes are the destinations (leaves) in that domain. The sub-trees are grafted to the core-tree.

**Transit/Branch Domain:** a domain that has an upstream and one or more downstream neighbor domains.

### 3. Examination of Existing Mechanisms

The Path Computation Element (PCE) defined in [RFC4655] is an entity that is capable of computing a network path or route based on a network graph and applying computational constraints. A Path Computation Client (PCC) may make requests to a PCE for paths to be computed.

[RFC4875] describes how to set up P2MP TE LSPs for use in MPLS- and GMPLS-controlled networks. The PCE is identified as a suitable application for the computation of paths for P2MP TE LSPs [RFC5671].

[RFC5441] specifies a procedure relying on the use of multiple PCEs to compute point-to-point (P2P) inter-domain constrained shortest paths across a predetermined sequence of domains, using a Backward-Recursive PCE-Based Computation (BRPC) technique. The technique can be combined with the use of Path-Keys [RFC5520] to preserve confidentiality across domains, which is sometimes required when domains are managed by different Service Providers.

PCEP [RFC5440] was extended for point-to-multipoint (P2MP) path computation requests in [RFC6006].

As discussed in [RFC4461], a P2MP tree is the ordered set of LSRs and TE links that comprise the path of a P2MP TE LSP from its ingress LSR to all of its egress LSRs. A P2MP LSP is set up with TE constraints and allows efficient packet or data replication at various branching points in the network. As per [RFC5671], selection of branch points is fundamental to the determination of the paths for a P2MP TE LSP. Not only is this selection constrained by the network topology and available network resources, but it is also determined by the objective functions (OFs) that may be applied to path computation.

Generally, an inter-domain P2MP tree (i.e., a P2MP tree with source and at least one destination residing in different domains) is particularly difficult to compute even for a distributed PCE architecture. For instance, while the BRPC may be well-suited for P2P paths, P2MP path computation involves multiple branching path segments from the source to the multiple destinations. As such, inter-domain P2MP path computation may result in a plurality of per-domain path options that may be difficult to coordinate efficiently and effectively between domains. That is, when one or more domains have multiple ingress and/or egress boundary nodes (i.e., when the domains are multiply inter-connected), existing techniques may be convoluted when used to determine which boundary node of another domain will be utilized for the inter-domain P2MP tree, and there is no way to limit the computation of the P2MP tree to those utilized boundary nodes.

A trivial solution to the computation of the inter-domain P2MP tree would be to compute shortest inter-domain P2P paths from source to each destination and then combine them to generate an inter-domain, shortest-path-to-destination P2MP tree. This solution, however, cannot be used to trade cost to destination for overall tree cost (i.e., it cannot produce a Minimum Cost Tree (MCT)), and in the context of inter-domain P2MP TE LSPs, it cannot be used to reduce the number of domain boundary nodes that are transited. Computing P2P TE LSPs individually does not guarantee the generation of an optimal P2MP tree for every definition of "optimal" in every topology.

Per-domain path computation [RFC5152] may be used to compute P2MP multi-domain paths but may encounter the issues previously described. Furthermore, this approach may be considered to have scaling issues during LSP setup. That is, the LSP to each leaf is signaled separately, and each boundary node needs to perform path computation for each leaf.

P2MP MCT, i.e., a computation that guarantees the least cost resulting tree, typically is an NP-complete problem. Moreover, adding and/or removing a single destination to/from the tree may result in an entirely different tree. In this case, frequent MCT path computation requests may prove computationally intensive, and the resulting frequent tunnel reconfiguration may even cause network destabilization.

This document presents a solution, procedures, and extensions to PCEP to support P2MP inter-domain path computation.

#### 4. Assumptions

Within this document we make the following assumptions:

- o Due to deployment and commercial limitations (e.g., inter-AS (Autonomous System) peering agreements), the path domain tree will be known in advance.
- o Each PCE knows about any leaf LSRs in the domain it serves.

Additional assumptions are documented in [RFC5441] and are not repeated here.

## 5. Requirements

This section summarizes the requirements specific to computing inter-domain P2MP paths. In these requirements, we note that the actual computation time taken by any PCE implementation is outside the scope of this document, but we observe that reducing the complexity of the required computations has a beneficial effect on the computation time regardless of implementation. Additionally, reducing the number of message exchanges and the amount of information exchanged will reduce the overall computation time for the entire P2MP tree. We refer to the "complexity of the computation" as the impact on these aspects of path computation time as various parameters of the topology and the P2MP TE LSP are changed.

It is also important that the solution can preserve confidentiality across domains, which is required when domains are managed by different Service Providers via the Path-Key mechanism [RFC5520].

Other than the requirements specified in [RFC5862], a number of requirements specific to inter-domain P2MP are detailed below:

1. The complexity of the computation for each sub-tree within each domain SHOULD be dependent only on the topology of the domain, and it SHOULD be independent of the domain sequence.
2. The number of PCReq (Path Computation Request) and PCRep (Path Computation Reply) messages SHOULD be independent of the number of multicast destinations in each domain.
3. It SHOULD be possible to specify the domain entry and exit nodes in the PCReq.
4. Specifying which nodes are to be used as branch nodes SHOULD be supported in the PCReq.
5. Reoptimization of existing sub-trees SHOULD be supported.
6. It SHOULD be possible to compute diverse P2MP paths from existing P2MP paths.



## 6. Objective Functions and Constraints

For the computation of a single or a set of P2MP TE LSPs, a request to meet specific optimization criteria, called an objective function (OF), MAY be used. SPT (Shortest Path Tree) and MCT (Minimum Cost Tree), defined in [RFC6006], are two such OF optimization criteria for the sub-tree within each domain used to select the "best" candidate path.

In addition to the OFs, the following constraints MAY also be beneficial for inter-domain P2MP path computation:

1. The computed P2MP "core-tree" SHOULD be optimal when only considering the paths to the leaf domain entry BNs.
2. Grafting and pruning of multicast destinations (sub-trees) within a leaf domain SHOULD ensure minimal impact on other domains and on the core-tree.
3. It SHOULD be possible to choose to optimize the core-tree.
4. It SHOULD be possible to choose to optimize the entire tree (P2MP LSP).
5. It SHOULD be possible to combine the aforementioned OFs and constraints for P2MP path computation.

When implementing and operating P2MP LSPs, the following need to be taken into consideration:

- o The complexity of computation.
- o The optimality of the tree (core-tree as well as full P2MP LSP tree).
- o The stability of the core-tree.

The solution SHOULD allow these trade-offs to be made at computation time.

The algorithms used to compute optimal paths using a combination of OFs and multiple constraints are out of the scope of this document.

## 7. P2MP Path Computation Procedures

### 7.1. General

A P2MP path computation can be broken down into two steps: core-tree computation and grafting of sub-trees. Breaking the procedure into these specific steps has the following impact, allowing the core-tree-based solution to provide an optimal inter-domain P2MP TE LSP:

- o The core-tree and sub-tree are smaller in comparison to the full P2MP tree and are thus easier to compute.
- o An implementation MAY choose to keep the core-tree fairly static or computed offline (trade-off with optimality).
- o Adding/pruning of leaves requires changes to the sub-tree in the leaf-domain only.
- o The PCEP message size is smaller in comparison.

The following sub-sections describe the core-tree-based mechanism, including procedures and PCEP extensions that satisfy the requirements and objectives specified in Sections 5 and 6 of this document.

### 7.2. Core-Trees

A core-tree is defined as a tree that satisfies the following conditions:

- o The root of the core-tree is the ingress LSR in the root domain.
- o The leaves of the core-tree are the entry boundary nodes in the leaf domains.

To support confidentiality, these nodes and links MAY be hidden using the Path-Key mechanism [RFC5520], but they MUST be computed and be a part of the core-tree.

For example, consider the domain tree in Figure 1, representing a domain tree of 6 domains and part of the resulting core-tree, which satisfies the aforementioned conditions.

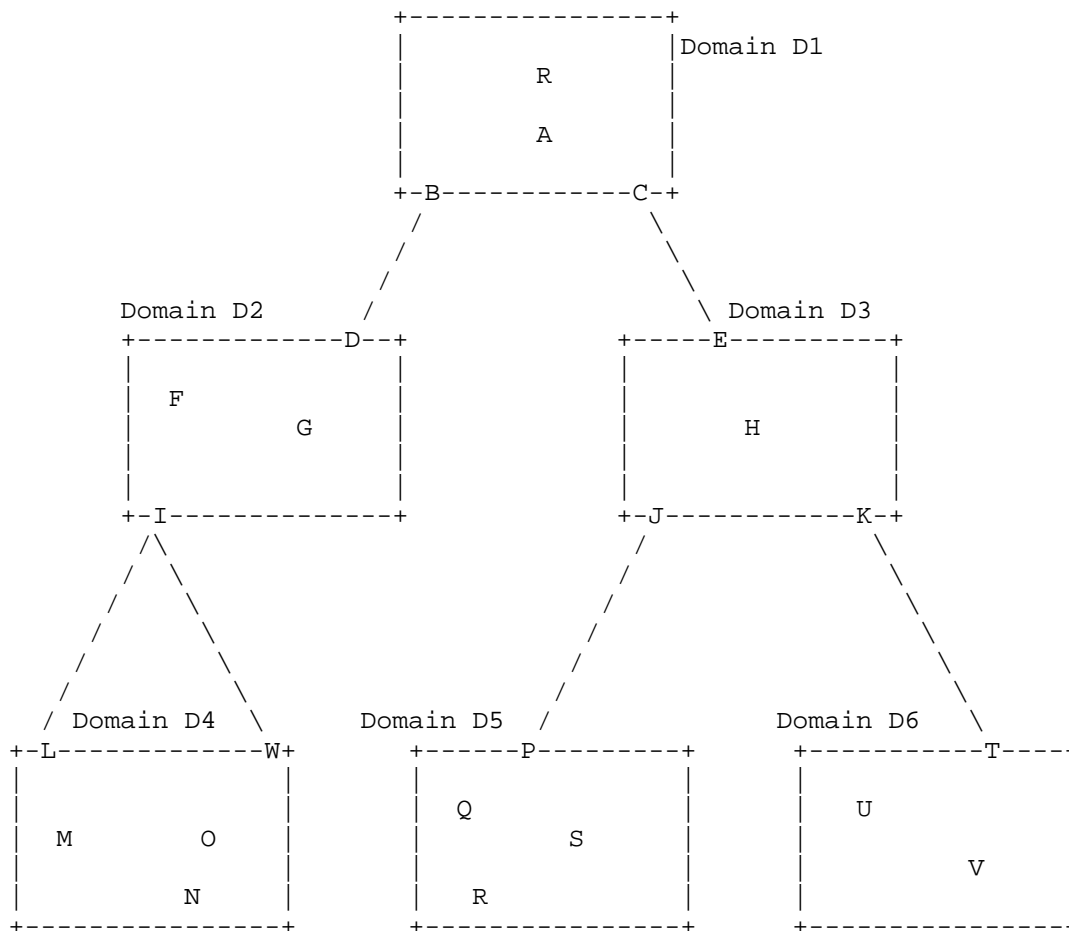


Figure 1: Domain Tree Example

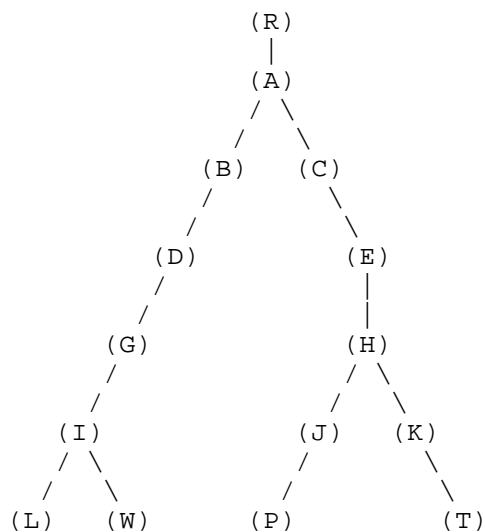


Figure 2: Core-Tree

A core-tree is computed such that the root of the tree is R and the leaf nodes are the entry nodes of the destination domains (L, W, P, and T). The Path-Key mechanism can be used to hide the internal nodes and links in the final core-tree as shown below for domains D2 and D3 (nodes G and H are hidden via Path-Keys PK1 and PK2, respectively).

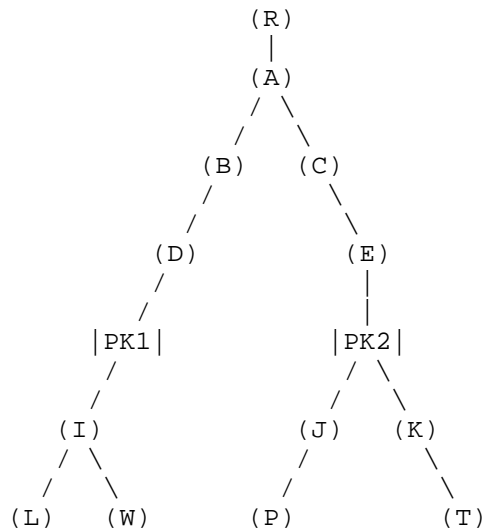


Figure 3: Core-Tree with Path-Key

### 7.3. Optimal Core-Tree Computation Procedure

Applying the core-tree procedure to large groups of domains, such as the Internet, is not considered feasible or desirable and is out of the scope of this document.

The following extended BRPC-based procedure can be used to compute the core-tree. Note that a root PCE MAY further use its own enhanced optimization techniques in the future to compute the core-tree.

A BRPC-based core-tree path computation procedure is described below:

1. Use the BRPC procedures to compute the VSPT(*i*) (Virtual Shortest Path Tree) for each leaf BN(*i*), *i*=1 to *n*, where *n* is the total number of entry nodes for all the leaf domains. In each VSPT(*i*), there are a number of *P*(*i*) paths.
2. When the root PCE has computed all the VSPT(*i*), *i*=1 to *n*, take one path from each VSPT and form all possible sets of paths. We call them PathSet(*j*), *j*=1 to *M*, where  $M=P(1) \times P(2) \dots \times P(n)$ .
3. For each PathSet(*j*), there are *n* S2L (Source-to-Leaf) BN paths. Form these *n* paths into a core-tree(*j*).
4. There will be *M* number core-trees computed from step 3. An optimal core-tree is selected based on the OF and constraints.

Note that since the point-to-point BRPC procedure is used to compute VSPT, the path request and response message formats defined in [RFC5440] are used.

Also note that the application of BRPC in the aforementioned procedure differs from the typical one since paths returned from a downstream PCE are not necessarily pruned from the solution set (extended VSPT) by intermediate PCEs. The reason for this is that if the PCE in a downstream domain does the pruning and returns the single optimal sub-path to the upstream PCE, the combination of these single optimal sub-paths into a core-tree is not necessarily optimal even if each S2L (Source-to-Leaf) sub-path is optimal.

Without trimming, the ingress PCE will obtain all the possible S2L sub-paths set for the entry boundary nodes of the leaf domain. By looking through all the combinations and taking one sub-path from each set to build one tree, the PCE will then select the optimal core-tree.

A PCE MAY add equal-cost paths within the domain while constructing an extended VSPT. This will provide the ingress PCE more candidate paths for an optimal core-tree.

The proposed method may present a scalability problem for the dynamic computation of the core-tree (by iterative checking of all combinations of the solution space), especially with dense/meshed domains. Considering a domain sequence  $D_1, D_2, D_3, D_4$ , where the leaf boundary node is at domain  $D_4$ ,  $PCE(4)$  will return 1 path.  $PCE(3)$  will return  $N$  paths, where  $N$  is  $E(3) \times X(3)$ , where  $E(k) \times X(k)$  denotes the number of entry nodes times the number of exit nodes for that domain.  $PCE(2)$  will return  $M$  paths, where  $M = E(2) \times X(2) \times N = E(2) \times X(2) \times E(3) \times X(3) \times 1$ , etc. Generally speaking, the number of potential paths at the ingress PCE  $Q = \prod E(k) \times X(k)$ .

Consequently, it is expected that the core-tree will typically be computed offline, without precluding the use of dynamic, online mechanisms such as the one presented here, in which case it SHOULD be possible to configure transit PCEs to control the number of paths sent upstream during BRPC (trading trimming for optimality at the point of trimming and downwards).

#### 7.4. Sub-tree Computation Procedures

Once the core-tree is built, the grafting of all the leaf nodes from each domain to the core-tree can be achieved by a number of algorithms. One algorithm for doing this phase is that the root PCE will send the request with the C-bit set (as defined in Section 7.5.1 of this document) for the path computation to the destination(s) directly to the PCE where the destination(s) belong(s) along with the core-tree computed per Section 7.2.

This approach requires that the root PCE manage a potentially large number of adjacencies (either in persistent or non-persistent mode), including PCEP adjacencies to PCEs that are not within neighbor domains.

An alternative would involve establishing PCEP adjacencies that correspond to the PCE domain tree. This would require that branch PCEs forward requests and responses from the root PCE towards the leaf PCEs and vice versa.

Note that the P2MP path request and response format is as per [RFC6006], where Record Route Objects (RROs) are used to carry the core-tree paths in the P2MP grafting request.

The algorithms to compute the optimal large sub-tree are outside the scope of this document.

#### 7.5. PCEP Protocol Extensions

##### 7.5.1. Extension of RP Object

This experiment will be carried out by extending the RP (Request Parameters) object (defined in [RFC5440]) used in PCEP requests and responses.

The extended format of the RP object body to include the C-bit is as follows:

The C-bit is added in the flag bits field of the RP object to signal the receiver of the message whether or not the request/reply is for inter-domain P2MP core-tree.

The following flag is added in this document:

Bit Number	Name Flag
17	Core-tree computation (C-bit)

C-bit (Core-Tree bit - 1 bit):

- 0: Indicates that this is not for an inter-domain P2MP core-tree.
- 1: Indicates that this is a PCEP request or a response for the computation of an inter-domain core-tree or for the grafting of a sub-tree to an inter-domain core-tree.

#### 7.5.2. Domain and PCE Sequence

The procedure described in this document requires the domain tree to be known in advance. This information MAY be either administratively predetermined or dynamically discovered by some means, such as the Hierarchical PCE (H-PCE) framework [RFC6805], or derived through the IGP/BGP routing information.

Examples of ways to encode the domain path tree are found in [RFC5886], which uses PCE-ID Objects, and [DOMAIN-SEQ].

#### 7.6. Using H-PCE for Scalability

The ingress/root PCE is responsible for the core-tree computation as well as grafting of sub-trees into the multi-domain tree. Therefore, the ingress/root PCE will receive all computed path segments from all the involved domains. When the ingress/root PCE chooses to have a PCEP session with all involved PCEs, this may cause an excessive number of sessions or added complexity in implementations.

The H-PCE framework [RFC6805] may be used to establish a dedicated PCE with the capability (memory and CPU) and knowledge to maintain the necessary PCEP sessions. The parent PCE would be responsible for sending an intra-domain path computation request to the PCEs, combining them, and returning the overall P2MP tree.



### 7.7. Parallelism

In order to minimize latency in path computation in multi-domain networks, intra-domain path segments and intra-domain sub-trees can be computed in parallel when possible. The proposed procedures in this document present opportunities for parallelism:

1. The BRPC procedure for each leaf boundary node can be launched in parallel by the ingress/root PCE for dynamic computation of the core-tree.
2. The grafting of sub-trees can be triggered in parallel once the core-tree is computed.

One of the potential issues of parallelism is that the ingress PCE would require a potentially high number of PCEP adjacencies to "remote" PCEs at the same time; this situation may not be desirable.

## 8. Protection

It is envisaged that protection may be required when deploying and using inter-domain P2MP TE LSPs. The procedures and mechanisms defined in this document do not prohibit the use of existing and proposed types of protection, including end-to-end protection [RFC4872] and domain protection schemes.

Segment or facility (link and node) protection is problematic in inter-domain environments due to the limit of fast reroute (FRR) [RFC4875] requiring knowledge of its next hop across domain boundaries while maintaining domain confidentiality. However, the FRR protection might be implemented if next-hop information was known in advance.

### 8.1. End-to-End Protection

An end-to-end protection (for nodes and links) principle can be applied for computing backup P2MP TE LSPs. During computation of the core-tree and sub-trees, protection may also be taken into consideration. A PCE may compute the primary and backup P2MP TE LSP together or sequentially.

## 8.2. Domain Protection

In this protection scheme, a backup P2MP tree can be computed that excludes the transit/branch domain completely. A backup domain path tree is needed with the same source domain and destination domains and a new set of transit domains. The backup path tree can be applied to the above procedure to obtain the backup P2MP TE LSP with disjoint transit domains.

## 9. Manageability Considerations

[RFC5862] describes various manageability requirements in support of P2MP path computation when applying PCEP. This section describes how the manageability requirements mentioned in [RFC5862] are supported in the context of PCEP extensions specified in this document.

Note that [RFC5440] describes various manageability considerations in PCEP, and most of the manageability requirements mentioned in [RFC6006] are already covered there.

### 9.1. Control of Function and Policy

In addition to the PCE configuration parameters listed in [RFC5440] and [RFC6006], the following additional parameters might be required:

- o The ability to enable or disable multi-domain P2MP path computations on the PCE.
- o Configuration of the PCE to enable or disable the advertisement of its multi-domain P2MP path computation capability.

### 9.2. Information and Data Models

A number of MIB objects have been defined for general PCEP control and monitoring of P2P computations in [PCEP-MIB]. [RFC5862] specifies that MIB objects will be required to support the control and monitoring of the protocol extensions defined in this document. [PCEP-P2MP-MIB] describes managed objects for modeling of PCEP communications between a PCC and PCE, communication between PCEs, and P2MP path computation requests and responses.

### 9.3. Liveness Detection and Monitoring

No changes are necessary to the liveness detection and monitoring requirements as already embodied in [RFC4657].

It should be noted that multi-domain P2MP computations are likely to take longer than P2P computations and single-domain P2MP computations. The liveness detection and monitoring features of the PCEP SHOULD take this into account.

### 9.4. Verifying Correct Operation

There are no additional requirements beyond those expressed in [RFC4657] for verifying the correct operation of the PCEP. Note that verification of the correct operation of the PCE and its algorithms is out of the scope of the protocol requirements, but a PCC MAY send the same request to more than one PCE and compare the results.

### 9.5. Requirements on Other Protocols and Functional Components

A PCE operates on a topology graph that may be built using information distributed by TE extensions to the routing protocol operating within the network. In order that the PCE can select a suitable path for the signaling protocol to use to install the P2MP TE LSP, the topology graph MUST include information about the P2MP signaling and branching capabilities of each LSR in the network.

Mechanisms for the knowledge of other domains and the discovery of corresponding PCEs and their capabilities SHOULD be provided, and this information MAY be collected by other mechanisms.

Whatever means is used to collect the information to build the topology graph, the graph MUST include the requisite information. If the TE extensions to the routing protocol are used, these SHOULD be as described in [RFC5073].

### 9.6. Impact on Network Operation

The use of a PCE to compute P2MP paths is not expected to have significant impact on network operations. However, it should be noted that the introduction of P2MP support to a PCE that already provides P2P path computation might change the loading of the PCE significantly, and that might have an impact on the network behavior, especially during recovery periods immediately after a network failure.

The dynamic computation of core-trees might also have an impact on the load of the involved PCEs as well as path computation times.

It should be noted that pre-computing and maintaining domain trees might introduce considerable administration effort for the operator.

#### 9.7. Policy Control

[RFC5394] provides additional details on policy within the PCE architecture and also provides context for the support of PCE Policy. They are also applicable to inter-domain P2MP path computation via the core-tree mechanism.

### 10. Security Considerations

As described in [RFC5862], P2MP path computation requests are more CPU-intensive and also utilize more link bandwidth. In the event of an unauthorized P2MP path computation request or a denial-of-service attack, the subsequent PCEP requests and processing may be disruptive to the network. Consequently, it is important that implementations conform to the relevant security requirements of [RFC5440] that specifically help to minimize or negate unauthorized P2MP path computation requests and denial-of-service attacks. These mechanisms include:

- o Securing the PCEP session requests and responses using TCP security techniques (Section 10.2 of [RFC5440]).
- o Authenticating the PCEP requests and responses to ensure the message is intact and sent from an authorized node (Section 10.3 of [RFC5440]).
- o Providing policy control by explicitly defining which PCCs, via IP access lists, are allowed to send P2MP path requests to the PCE (Section 10.6 of [RFC5440]).

PCEP operates over TCP, so it is also important to secure the PCE and PCC against TCP denial-of-service attacks. Section 10.7.1 of [RFC5440] outlines a number of mechanisms for minimizing the risk of TCP-based denial-of-service attacks against PCEs and PCCs.

PCEP implementations SHOULD also consider the additional security provided by the TCP Authentication Option (TCP-AO) [RFC5925].

Finally, any multi-domain operation necessarily involves the exchange of information across domain boundaries. This may represent a significant security and confidentiality risk, especially when the domains are controlled by different commercial entities. PCEP allows

individual PCEs to maintain confidentiality of their domain path information by using Path-Keys [RFC5520] and would allow for securing of domain path information when performing core-tree-based path computations.

## 11. IANA Considerations

IANA maintains the "Path Computation Element Protocol (PCEP) Numbers" registry and the "RP Object Flag Field" sub-registry.

IANA has allocated a new bit from this registry as follows:

Bit	Description	Reference
17	Core-tree computation (C-bit)	[RFC7334]

## 12. Acknowledgements

The authors would like to thank Adrian Farrel, Dan Tappan, Olufemi Komolafe, Oscar Gonzalez de Dios, and Julien Meuric for their valuable comments on this document.

## 13. References

### 13.1. Normative References

- [RFC2119] Bradner, S., "Key words for use in RFCs to Indicate Requirement Levels", BCP 14, RFC 2119, March 1997.
- [RFC5440] Vasseur, JP., Ed., and JL. Le Roux, Ed., "Path Computation Element (PCE) Communication Protocol (PCEP)", RFC 5440, March 2009.
- [RFC5441] Vasseur, JP., Ed., Zhang, R., Bitar, N., and JL. Le Roux, "A Backward-Recursive PCE-Based Computation (BRPC) Procedure to Compute Shortest Constrained Inter-Domain Traffic Engineering Label Switched Paths", RFC 5441, April 2009.
- [RFC6006] Zhao, Q., Ed., King, D., Ed., Verhaeghe, F., Takeda, T., Ali, Z., and J. Meuric, "Extensions to the Path Computation Element Communication Protocol (PCEP) for Point-to-Multipoint Traffic Engineering Label Switched Paths", RFC 6006, September 2010.

## 13.2. Informative References

- [RFC4461] Yasukawa, S., Ed., "Signaling Requirements for Point-to-Multipoint Traffic-Engineered MPLS Label Switched Paths (LSPs)", RFC 4461, April 2006.
- [RFC4655] Farrel, A., Vasseur, J.-P., and J. Ash, "A Path Computation Element (PCE)-Based Architecture", RFC 4655, August 2006.
- [RFC4657] Ash, J., Ed., and J. Le Roux, Ed., "Path Computation Element (PCE) Communication Protocol Generic Requirements", RFC 4657, September 2006.
- [RFC4872] Lang, J., Ed., Rekhter, Y., Ed., and D. Papadimitriou, Ed., "RSVP-TE Extensions in Support of End-to-End Generalized Multi-Protocol Label Switching (GMPLS) Recovery", RFC 4872, May 2007.
- [RFC4875] Aggarwal, R., Ed., Papadimitriou, D., Ed., and S. Yasukawa, Ed., "Extensions to Resource Reservation Protocol - Traffic Engineering (RSVP-TE) for Point-to-Multipoint TE Label Switched Paths (LSPs)", RFC 4875, May 2007.
- [RFC5073] Vasseur, J., Ed., and J. Le Roux, Ed., "IGP Routing Protocol Extensions for Discovery of Traffic Engineering Node Capabilities", RFC 5073, December 2007.
- [RFC5152] Vasseur, JP., Ed., Ayyangar, A., Ed., and R. Zhang, "A Per-Domain Path Computation Method for Establishing Inter-Domain Traffic Engineering (TE) Label Switched Paths (LSPs)", RFC 5152, February 2008.
- [RFC5376] Bitar, N., Zhang, R., and K. Kumaki, "Inter-AS Requirements for the Path Computation Element Communication Protocol (PCECP)", RFC 5376, November 2008.
- [RFC5394] Bryskin, I., Papadimitriou, D., Berger, L., and J. Ash, "Policy-Enabled Path Computation Framework", RFC 5394, December 2008.

- [RFC5520] Bradford, R., Ed., Vasseur, JP., and A. Farrel, "Preserving Topology Confidentiality in Inter-Domain Path Computation Using a Path-Key-Based Mechanism", RFC 5520, April 2009.
- [RFC5671] Yasukawa, S. and A. Farrel, Ed., "Applicability of the Path Computation Element (PCE) to Point-to-Multipoint (P2MP) MPLS and GMPLS Traffic Engineering (TE)", RFC 5671, October 2009.
- [RFC5862] Yasukawa, S. and A. Farrel, "Path Computation Clients (PCC) - Path Computation Element (PCE) Requirements for Point-to-Multipoint MPLS-TE", RFC 5862, June 2010.
- [RFC5886] Vasseur, JP., Ed., Le Roux, JL., and Y. Ikejiri, "A Set of Monitoring Tools for Path Computation Element (PCE)-Based Architecture", RFC 5886, June 2010.
- [RFC5925] Touch, J., Mankin, A., and R. Bonica, "The TCP Authentication Option", RFC 5925, June 2010.
- [RFC6805] King, D., Ed., and A. Farrel, Ed., "The Application of the Path Computation Element Architecture to the Determination of a Sequence of Domains in MPLS and GMPLS", RFC 6805, November 2012.
- [PCEP-MIB] Koushik, A., Stephan, E., Zhao, Q., King, D., and J. Hardwick, "Path Computation Element Protocol (PCEP) Management Information Base", Work in Progress, July 2014.
- [PCEP-P2MP-MIB] Zhao, Q., Dhody, D., Palle, U., and D. King, "Management Information Base for the PCE Communications Protocol (PCEP) When Requesting Point-to-Multipoint Services", Work in Progress, August 2012.
- [DOMAIN-SEQ] Dhody, D., Palle, U., and R. Casellas, "Standard Representation Of Domain-Sequence", Work in Progress, July 2014.

## 14. Contributors' Addresses

Siva Sivabalan  
Cisco Systems  
2000 Innovation Drive  
Kanata, Ontario K2K 3E8  
Canada

E-Mail: [msiva@cisco.com](mailto:msiva@cisco.com)

Tarek Saad  
Cisco Systems, Inc.  
2000 Innovation Drive  
Kanata, Ontario K2K 3E8  
Canada

E-Mail: [tsaad@cisco.com](mailto:tsaad@cisco.com)



## Authors' Addresses

Quintin Zhao  
Huawei Technology  
125 Nagog Technology Park  
Acton, MA 01719  
US

EEmail: quintin.zhao@huawei.com

Dhruv Dhody  
Huawei Technology  
Leela Palace  
Bangalore, Karnataka 560008  
India

EEmail: dhruv.dhody@huawei.com

Daniel King  
Old Dog Consulting  
UK

EEmail: daniel@olddog.co.uk

Zafar Ali  
Cisco Systems  
2000 Innovation Drive  
Kanata, Ontario K2K 3E8  
Canada

EEmail: zali@cisco.com

Ramon Casellas  
CTTC  
Av. Carl Friedrich Gauss n7  
Castelldefels, Barcelona 08860  
Spain

EEmail: ramon.casellas@cttc.es